

Year 4
Summer 2
Our Curriculum



This term our learning is themed around Ancient Rome

Key Skills :
 Handwriting – Legible , fluent and consistent
 Punctuation – Inverted commas and other punctuation to indicate direct speech.
 Grammar – suffixes – ly, - ation, Verbs and noun phrases.
 Spelling: No Nonsense Spelling

Spoken Language

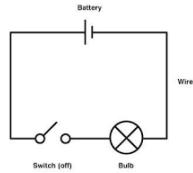
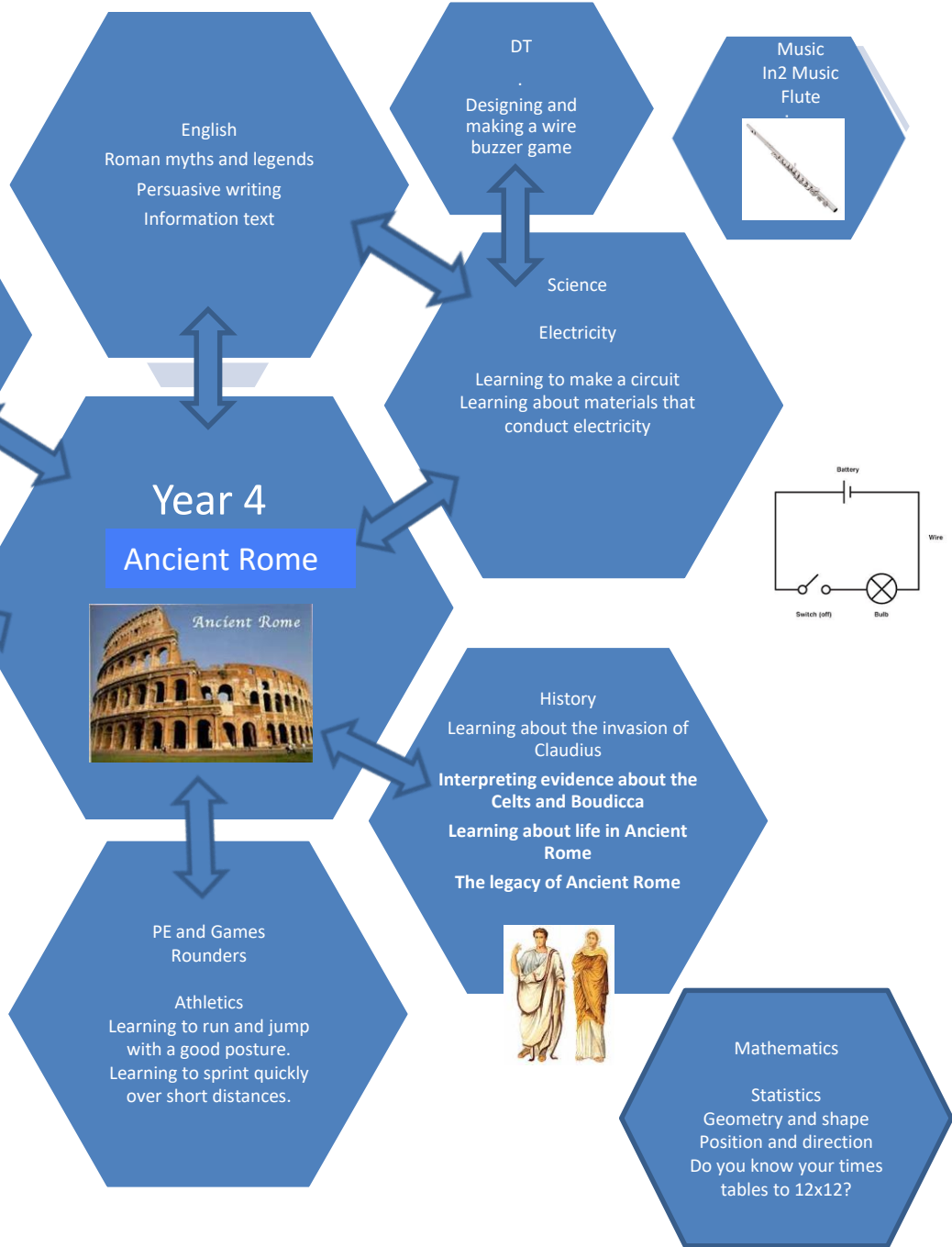
When giving answers to a question, do you include enough detail?



RE
 Symbols
 Trees. - learning to listen and reflect.
PSHE
 Understanding behaviour -
 Thinking about the link between feelings and behaviour.
 Understanding peer pressure.



 **MFL- French**
 Performing a role play about being in a fruit and vegetable market



How can you help your child at home?

Below are some suggested activities you may like to try with your child.



How to be a Scientist.

What is electricity?

What is it used for?

How would your life be different if there was no electricity?




How to be an Athlete

Can you name any famous athletes?

What sports can athletes do?

How fast can you run? How far can you jump?



Ways to support your child:

Make sure your child attends school daily and punctually.

Read together daily.

Practise times tables and spellings.

Support your child to complete their weekly homework.

Talk to your child about what they have been learning about in school.