

# Year 1

## Summer 2

### Our Curriculum




This term our learning is themed around Titanic.

**Key Skills :**  
 Phonics: Revision of sounds taught.  
 Handwriting: Ascenders and descenders, accurate/secure letter formation, where ready entry and exit strokes.  
 Common exception words: school, push, pull, full, house, are.  
 Grammar: Revision of grammar taught  
 Punctuation: Revision of punctuation taught

**Spoken Language**

When giving answers to a question, do you include enough detail?



**RE**

Symbols– What do symbols mean? Why are they important?


**PSHE**

Looking forward – Reflections on the year and how you have changed. What are you looking forward to in Year 2?

**Mathematics**

Position and Direction  
 Time  
 Place Value  
 Money  
 Revision of the year's learning.

**Art  
 Sewing**



Learning how to thread a needle and to do basic stitches



**Year 1  
 Titanic**



**English**


Samson's Titanic Journey – story writing.  
 Fact Files  
 Adventure stories and poetry.



**History and Geography**

RMS Titanic – a continuation of the Titanic study.

Hot and cold places. Where did the Titanic sail from? Where was it heading? What are Icebergs.?



**Music**


Dynamics – creating sounds with voices and instruments

**PE and games**

Athletics.

Cricket – Learning how to throw a ball and hit a ball with a bat. How many runs can you score?

**Computing**



Learning to take photographs using iPads.  
 Taking photographs of the school environment, sharing and storing them.

**DT**

Moving pictures – learning how to make levers and pivots. Making a moving picture using these skills

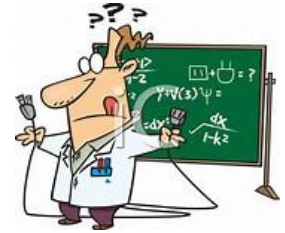
**Science**

Plants – Continuing to grow plants to observe changes. Parts of a plant.  
 How has our tree changed over the year?



# How can you help your child at home?

Below are some suggested activities you may like to try with your child.



How to be a Geographer.  
What are Icebergs? Where can you find them?

Using an atlas, can you find and name some oceans?

How to be a Mathematician.  
How many different 3D Titanic shapes can you find around your home? For example, cylinders for funnels.



## Ways to support your child:

- Make sure your child attends school daily and punctually.
- Read together daily and practise the sounds in the phonics books
- Practise counting in multiples of 2, 5 & 10
- Support your child to complete their weekly homework.
- Talk to your child about what they have been learning about in school.