

Year 2

Spring 1

Our Curriculum




This Spring our learning is themed around Katie Morag stories

Key Skills that will underpin all writing experiences
 Phonics scheme- Letters and Sounds
 Common Exception words- door, floor, poor, because, find, kind, behind, child, children
 Handwriting –Understand letter families and ascenders and descenders, and legible fluent handwriting
 Grammar- Statement, question, exclamation, command
 Punctuation – Capital letters, full stops, ?, !, apostrophes

RE/ PSHE
 Special Books
 Bible and Guru Granth Sahib stories
 PSHE
 What makes me special?


Spoken Language
 Can you ask questions to help you understand?
 Can you speak clearly and fluently?
 Can you listen well to others




Year 2 Katie Morag Stories




Geography
 Describe maps and geographical symbols
 Understand human and physical features




English
 Narrative- Re-write Katie Morag stories. Write own Katie Morag adventure.
 Non-fiction leaflet writing advertising the Isle of Struay
 Non-fiction text Mairi Hedderwick/scientist




Science
 Everyday Materials
 To identify different properties of materials and purposes.
 How is something waterproof?




Art
 Painting
 Colour mixing
 Paint sea objects – what marks can you see?
 How can you create a colour wash?



Computing
 Art Computing
 Digital Kandinsky
 Who was Kandinsky? Can you create your own Kandinsky masterpiece using the computer?



PE and Games
 Tennis
 Can you control the ball?
 Can you throw, catch and hit the ball?



Gymnastics

Music
 Beat and Rhythm
 Can you hear a beat? Rhythm?
 Creating beat and rhythm

Mathematics
 Multiplication and Division
 Measure –capacity and temperature (reading scales)
 Shape

How can you help your child at home?

Below are some suggested activities you may like to try with your child.



How to be a Geographer.

Look at different maps- what do you see? What do the symbols mean?



How do places change over time?



How to be an Artist.

How do artists create different sea scenes?

Can you paint different sea scenes using different colours and shades?



Ways to support your child:

Make sure your child attends school daily and punctually.

Read together daily and practise phonics.

Support your child to complete their weekly homework.

Talk to your child about what they have been learning about in school.